

# DISPLAY | Countertop Displays

REFRIGERATED SHOWCASES ► SUSHI



## GENERAL FEATURES

- Serve-over horizontal display case (SUSHI)
- Curve glass and black external aluminium paint coated
- Static Cooling
- Foaming Agent Cyclopentane (25mm per side - CFC Free)
- Automatic compressor cycle defrost
- Digital display control
- Interior LED light (with independent switch)
- Curved tempered glass with hinges for easy cleaning
- Rear sliding doors
- Sealed compressor with ventilated condenser sub-tropicalized
- Double cool between top and bottom for the most demanding food (like SUSHI)
- Energy efficiency class: -


## TECHNICAL SPECIFICATIONS


Capacity	11.5 L
Temperature	0° ~ +5°C
Consumption	3.7 kWh/24h
Rated Power	137 W
Noise level	49 dB(A)
Net Weight	30 Kg
Gross Weight	44 Kg
External Dimensions (WxDxH mm)	1447x387x240
Internal Dimensions (WxDxH mm)	1050x305x120
Packaging dimensions (WxDxH mm)	1537x440x425
Loading quantities 20'/40'/40'HQ	0/0/0


## CERTIFICATION


CE RoHS

RS 60


 FISH


 +0° | +5°


 MADE IN EUROPE


 M1


 -1°C | +5°C

 25 mm

 3


 +25°C/60RH


 32°C

 LED





 GAS

 R290

## DETAILS



Digital Thermostat



Display area in stainless steel



Rear sliding doors



Curved tempered glass with hinges for easy cleaning



Double cool between top and bottom for the most demanding food (like SUSHI)

## PRODUCT DIMENSIONS

